

VIETNAM

PDK International



educational
travel
adventures

July 18-29, 2024



WELCOME!

Our mission is to provide students and teachers with high quality, safe, educational, affordable and fun travel experiences outside the classroom.

Educational Travel Adventures has been in business for more than twenty five years and has planned successful and memorable tours for over 200,000 travelers.

WHY

TRAVEL WITH ETA?

ACCREDITED

ETA is a member of the Student Youth Travel Association (SYTA), the leading student tour association in the world. Membership requires a certain number of years in business, adherence to a strict ethics code, and minimum liability insurance.

EXPERIENCED

We have successfully operated student tours for over 25 years - that's over 200,000 travelers!

SAFE

Our number one priority with a commitment to risk assessment planning and crisis management.





ON TOUR SUPPORT

TOUR MANAGER

You'll have a tour manager with your group throughout the whole tour. They will know your destination(s), and are there to ensure that the group has a great time, a safe time, and will probably provide some laughs!

MAIN OFFICE 2

24/7 support is available before and during your trip.

HOW DO I INTERACT WITH ETA?



CUSTOMER SERVICE CENTER
866-273-2500



EMAIL
info@etadventures.com



CONNECT VIA ONLINE CHAT
www.etadventures.com



PAYMENTS
Online
By phone
By mail

DAY 1

- Travel

DAY 2

- Meet Tour Manager
- Drive through Ho Chi Minh City

DAY 3

- Breakfast
- Program briefing
- Intro to South Vietnam
- Old and new Ho Chi Minh City
- French Quarter
- War Remnants Museum
- Bee House kindergarten

DAY 4

- Breakfast
- Drive out of City Through Rice Fields
- Thien Hau temple
- Cho Lon market

DAY 5

- Breakfast
- Mekong River
- Cai Be Floating Market
- Lunch with Locals
- Local Home & Garden Visits
- Folklore Music Performance

DAY 6

- Breakfast
- Travel to DaNang
- Marble Mountain
- Hoi An
- The Silk Road

DAY 7

- Breakfast
- Bike Ride to Tra Que Village
- Vegetable planting
- Lunch
- Boat Ride Along Hoi An River

DAY 8

- Breakfast
- Beach in Hoi An
- Coracle Boat Experience
- Water Coconut Forest

DAY 9

- Breakfast
- Travel from DaNang to Hanoi
- KOTO Youth Restaurant
- Temple of Literature
- Ba Dinh Square
- Water Puppet Show

DAY 10

- Breakfast
- Drive to Ha Long Bay
- “Junk” Cruise on the Bay
- Swimming or beach time
- Dinner & Free Time Aboard

DAY 11

- Tai Chi class
- Breakfast together
- Swim/Relax
- Farewell Dinner
- Travel Home

DAY 12

- Travel Home



TRIP CANCELLATION INSURANCE

***Trip insurance must be purchased within 15 days of first payment**

CANCEL FOR ANY REASON

Up to 48 hours before departure and receive 70% of what you have paid into your trip, minus the insurance premium

CANCEL FOR ANY MEDICAL REASON

100% refund. Condition needs to be covered in the policy, minus the insurance premium

INSURANCE IS NOT REQUIRED, BUT HIGHLY RECCOMENDED



RATES

*Trip insurance must be purchased within 15 days of first payment



TRIP COST

PREMIUM

\$1-\$500	\$79
\$501-\$1000	\$119
\$1001-\$1500	\$160
\$1501-\$2000	\$195
\$2001-\$3000	\$250
\$3001-\$4000	\$328
\$4001-\$5000	\$382
\$5001-\$6000	\$459
\$6001-\$7000	\$498
\$7001-\$8000	\$575
\$8001-\$9000	\$637
\$9001-\$10000	\$691



PRICING

DOUBLE ROOM

\$5990

2 people / 2 beds

PRICING

SINGLE ROOM

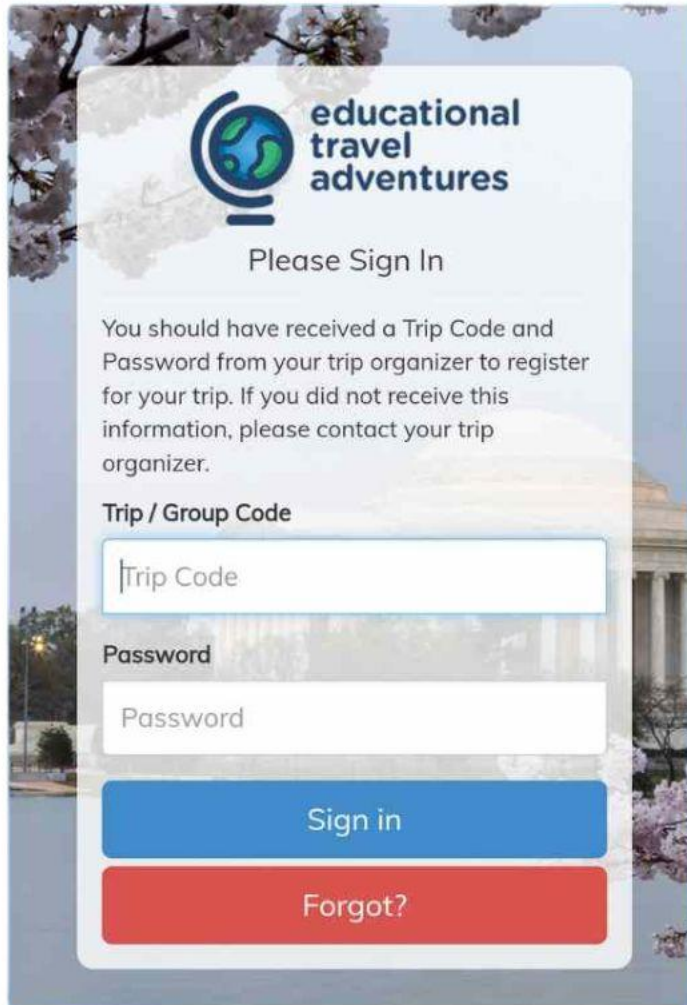
\$6507

1 person / 1 bed



Trip Code: **pdk24**

Password: **sgntrip24**



The login screen features the 'educational travel adventures' logo at the top. Below it, a 'Please Sign In' heading is followed by a paragraph explaining the need for a Trip Code and Password. The form includes a 'Trip / Group Code' label above a text input field containing 'Trip Code', and a 'Password' label above another text input field containing 'Password'. At the bottom are two buttons: a blue 'Sign in' button and a red 'Forgot?' button.

educational travel adventures

Please Sign In

You should have received a Trip Code and Password from your trip organizer to register for your trip. If you did not receive this information, please contact your trip organizer.

Trip / Group Code

Trip Code

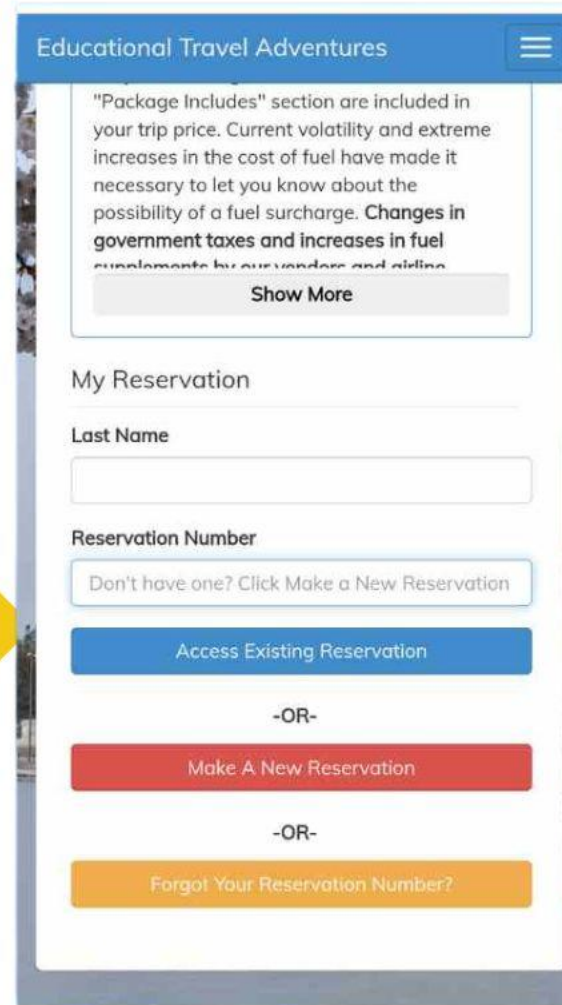
Password

Password

Sign in

Forgot?

LOGIN



This screen is titled 'Educational Travel Adventures' and includes a menu icon. It starts with a 'Package Includes' section containing a paragraph about fuel surcharges and a 'Show More' button. Below this is the 'My Reservation' section, which has a 'Last Name' label and an empty text field. The 'Reservation Number' section includes a text field with the placeholder 'Don't have one? Click Make a New Reservation'. There are three main buttons: a blue 'Access Existing Reservation' button, a red 'Make A New Reservation' button, and an orange 'Forgot Your Reservation Number?' button. The buttons are separated by '-OR-' text.

Educational Travel Adventures

"Package Includes" section are included in your trip price. Current volatility and extreme increases in the cost of fuel have made it necessary to let you know about the possibility of a fuel surcharge. **Changes in government taxes and increases in fuel supplements by our vendors and airline**

Show More

My Reservation

Last Name

Reservation Number

Don't have one? Click Make a New Reservation

Access Existing Reservation

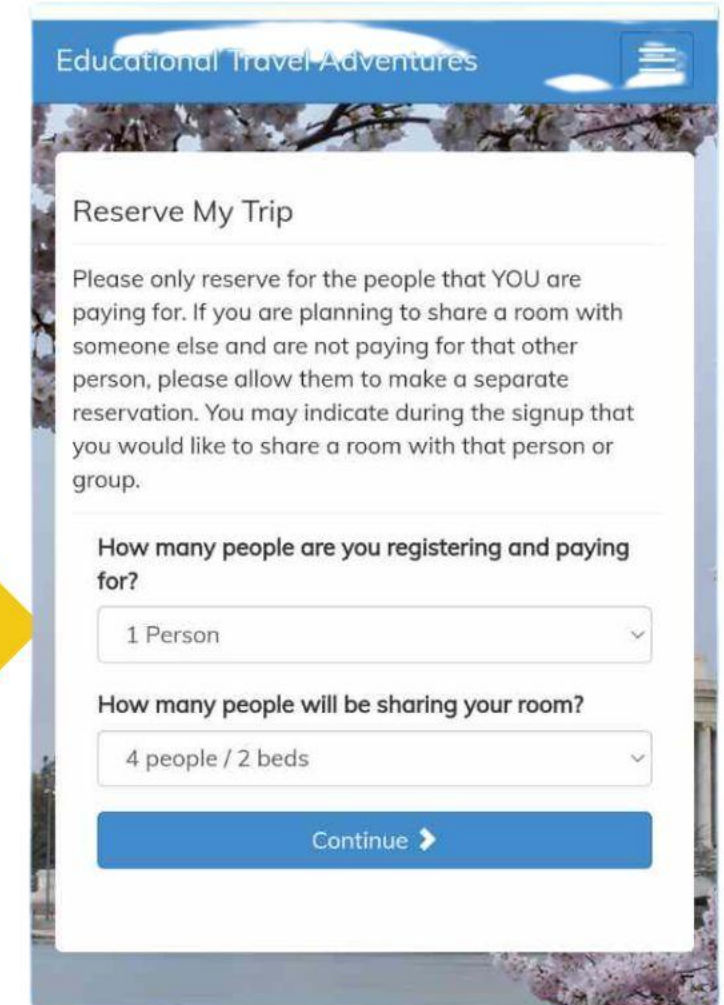
-OR-

Make A New Reservation

-OR-

Forgot Your Reservation Number?

MAKE A NEW RESERVATION



The 'Fill in your info' screen is titled 'Educational Travel Adventures' and features a 'Reserve My Trip' heading. It contains a paragraph about reserving for others. The form has two dropdown menus: 'How many people are you registering and paying for?' with '1 Person' selected, and 'How many people will be sharing your room?' with '4 people / 2 beds' selected. A blue 'Continue >' button is at the bottom.

Educational Travel Adventures

Reserve My Trip

Please only reserve for the people that YOU are paying for. If you are planning to share a room with someone else and are not paying for that other person, please allow them to make a separate reservation. You may indicate during the signup that you would like to share a room with that person or group.

How many people are you registering and paying for?

1 Person

How many people will be sharing your room?

4 people / 2 beds

Continue >

FILL IN YOUR INFO

REGISTRATION

Visit our website at: <https://www.etadventures.com/> or SCAN QR CODE



Click the green “login” in the top right hand corner

Trip Code: **pdk24**

Password: **sgntrip24**

- Click on the red button that says "Make a new reservation"
- Complete the information and continue to follow the instructions to complete your registration.
- Once you have completed your reservation, you will come to a page with tabs at the top, click on the "Passengers" tab.
- On the Passengers tab, click on the "Waiver Incomplete View/Edit" button.
- Complete all required information in the Waiver. You can log out and log back in to finish the waiver at a later date using the reservation information emailed to you.